

BYD



**BYD SEAL 6 DM-i
TOURING**

“OCEAN X” Design



Versatile trunk



Sculpted dual waistlines



1350 km
WLTP Range Combined



1.7 L/100km
Fuel Consumption



675/1535 L
Boot volume

Super Hybrid with DM Technology

impressive performance

Blade Battery

Passed the nail penetration test

Fast Charging

Fast DC charging





BYD SEAL 6 DM-i TOURING Specification

● Standard ○ Optional — Not Available

Exterior	Boost	Comfort Lite	Comfort
Metallic paint	●	●	●
LED headlights, automatic on/off	●	●	●
LED daytime running lights	●	●	●
Follow me home (The headlights turned on in advance/delayed off function)	●	●	●
Intelligent High-Beam Control (IHBC)	●	●	●
Automatic headlights	●	●	●
Exterior mirror footlights	—	●	●
Rear fog light	●	●	●
LED taillights	●	●	●
Panoramic sunroof, anti-pinch, electrically adjustable sunshade	—	●	●
Aluminum roof Rail	●	●	●
17" monochrome alloy wheels	●	—	—
18" monochrome alloy wheels	—	●	●
Exterior mirrors, electrically adjustable, electrically folding, heated	●	●	●
Front windscreen, rain-sensing wipers	●	●	●
Rear windscreen wipers	●	●	●
Rear windscreen, electric heating for defogging and defrosting	●	●	●
Rear windows and rear windscreen, privacy glass	—	●	●
Electric tailgate	●	●	●

Interior	Boost	Comfort Lite	Comfort
Vegan leather, multi-function steering wheel	●	●	●
Steering wheel, heated	—	●	●
Roof liner, fabric	●	●	●
Vegan leather seats	●	●	●
Driver seat, electrically adjustable, 6 ways	●	●	●
Driver seat, ventilated, heated, memorized adjustment	—	●	●
Front passenger seat, electrically adjustable, 4 ways	●	●	●
Front passenger seat, ventilated, heated	—	●	●
Front seats, manually adjustable headrest	●	●	●
Rear seats, manually adjustable headrest	●	●	●
Split folding rear seats, 40:60	●	●	●
Ambient lighting, multi-colour, rhythm-reactive	—	●	●
Front seat footlights	●	—	—
LED front door lights	●	●	●
Boot light	●	●	●
Glove compartment light	●	●	●
Console light	●	●	●
LED front reading lights	●	●	●
LED rear reading lights	●	●	●
4 x One-click lift window, anti-pinch	●	●	●
Front seat sun visors with illuminated mirror	●	●	●
Manual-dimming rear view mirror	●	—	—
Auto-dimming rear view mirror	—	●	●
Rear air vents	●	●	●
Boot parcel shelf	●	●	●
12V power output	●	●	●
Front centre armrest, 2 cupholders	●	●	●
Rear armrest, 2 cupholders	●	●	●
PM2.5 filter	●	●	●

Communications and In-Car Entertainment	Boost	Comfort Lite	Comfort
8.8" full LCD instrument panel	●	●	●
12.8" touchscreen	●	●	—
15.6" touchscreen	—	—	●
DAB+ & FM	●	●	●
6 speakers	●	—	—
HiFi sound effect, 8 speakers	—	●	●
Intelligent voice control - "Hi, BYD"	●	●	●
Onboard 4G connectivity ¹	●	●	●
Cloud service - BYD APP ¹	●	●	●
Front USB ports, 1 x 18W Type C, 1 x 60W Type C	●	●	●

Communications and In-Car Entertainment

Boost

Comfort Lite

Comfort

Rear USB ports, 2 x 18W Type C

●

●

●

Smartphone wireless charging, 50W single charge

—

●

●

Android Auto™ & Apple CarPlay¹

●

●

●

1. 10 years free cloud service from first activation, 1.0 GB entertainment data per month for free in first 2 years from first activation.

* Apple CarPlay is a trademark of Apple Inc., registered in the U.S. and other countries. Please check Apple CarPlay's available regions at www.apple.com/ios/feature-availability/#apple-carplay

* Android and Android Auto are trademarks of Google LLC. Please check Android Auto's available regions at g.co/androidauto/requirements.

* To wirelessly use Android Auto on your car display, you need a compatible Android smartphone with an active data plan. You can check which smartphones are compatible at g.co/androidauto/requirements.

* To use Android Auto on your car display, you'll need an Android phone running Android 8 or higher, an active data plan, and the Android Auto app.compatible at g.co/androidauto/requirements.

Safety

Boost

Comfort Lite

Comfort

Driver's airbag

●

●

●

Front passenger's airbag, deactivation switch

●

●

●

Front centre airbag

●

●

●

Front side airbags

●

●

●

Side curtain airbags

●

●

●

Double pre-tensioned front seat belts, height adjustable

●

●

●

Pre-tensioned outer rear seats belts

●

●

●

Rear middle seat emergency locking seat belt

●

●

●

Seat belt reminder

●

●

●

ISOFIX and i-Size, front passenger and outer rear seats

●

●

●

Tyre Pressure Monitoring System (TPMS)

●

●

●

Child Presence Detection (CPD)

●

●

●

Speed sensing auto-lock system

●

●

●

Mechanical child safety lock

●

●

●

Emergency call

●

●

●

Driving Assistance

Boost

Comfort Lite

Comfort

Rear parking radars

●

●

●

Front parking radars

—

●

●

Vehicle backup camera

●

—

—

360° view camera

—

●

●

Adaptive Cruise Control (ACC) & Intelligent Cruise Control (ICC)

●

●

●

Intelligent Speed Limit Information (ISLI)

●

●

●

Blind Spot Detection (BSD)

●

●

●

Direct Driver Fatigue Management (DFM)

●

●

●

Trailer Stability Management System (TSM)

●

●

●

Traction Control System (TCS)

●

●

●

Electronic Brake Distribution (EBD)

●

●

●

Intelligent Speed Limit Control (ISLC)

●

●

●

Rear Cross Traffic Alert (RCTA) & Rear Cross Traffic Brake (RCTB)

●

●

●

Emergency Lane Keeping Assist (ELKA)

●

●

●

Forward Collision Warning (FCW)

●

●

●

Rear Collision Warning (RCW)

●

●

●

Door Opening Warning (DOW)

●

●

●

Lane Departure Assistant (LDA)

●

●

●

Electric Parking Brake (EPB)

●

●

●

Comfort Stop (CST)

●

●

●

Auto Hold

●

●

●

Automatic Emergency Braking (AEB)

●

●

●

Anti-lock Brake System (ABS)

●

●

●

Intelligent Power Braking System (IPB)

●

●

●

Traffic Sign Recognition (TSR)

●

●

●

Hydraulic Brake Assistant (HBA)

●

●

●

Controller Deceleration Parking (CDP)

●

●

●

Vehicle Dynamics Control (VDC)

●

●

●

Hill Hold Control (HHC)

●

●

●

Brake Override System (BOS)

●

●

●

Convenience & Efficiency

Boost

Comfort Lite

Comfort

Vehicle-to-Load (V2L) function²

●

●

●

Driving modes: Eco, Normal, Sport, Snow

●

●

●

2 x Smart key

●

●

●

Smartphone Bluetooth key & Smartphone NFC key

●

●

●

Keyless entry & Keyless start

●

●

●

3.3kW On-Board Charger (OBC)

●

—

—

6.6kW On-Board Charger (OBC)

—

●

●


2. The V2L function requires a dedicated cable. The complimentary policies for this cable vary based on vehicle configurations. Please contact your dealer for detailed information. The cable is also available for separate purchase as an accessory.

Paint Colour Options


	Boost	Comfort Lite	Comfort
Obsidian Black	<input type="radio"/>	<input type="radio"/>	<input type="radio"/>
Atlantis Blue	<input type="radio"/>	<input type="radio"/>	<input type="radio"/>
Polar White	<input checked="" type="radio"/>	<input checked="" type="radio"/>	<input checked="" type="radio"/>
Sandstone	<input type="radio"/>	<input type="radio"/>	<input type="radio"/>




Obsidian Black



Atlantis Blue



Polar White



Sandstone

Interior Colour Options

	Boost	Comfort Lite	Comfort
Blue&Black	<input checked="" type="radio"/>	<input checked="" type="radio"/>	<input checked="" type="radio"/>
Black&Grey	<input checked="" type="radio"/>	<input checked="" type="radio"/>	<input checked="" type="radio"/>



Blue&Black



Black&Grey

Technical Data

Dimensions (mm)



Dimensions (mm)

	Boost	Comfort Lite	Comfort
Length	4840	4840	4840
Width	1875	1875	1875
Width with extended exterior mirror	2102	2102	2102
Height	1505	1505	1505
Wheelbase	2790	2790	2790
Front track	1620	1620	1620
Rear track	1620	1620	1620

Power performance

	Boost	Comfort Lite	Comfort
System total max power (kW)	135	156	156
Engine max net power (kW)		72	
Rev. at max power (rpm)		6000	
Engine max torque (N·m)		122	
Rev. at max torque (rpm)		4000~4500	
Electrical motor max power (kW)		145	
Electrical motor max torque (N·m)		300	

Engine & Transmission	Boost	Comfort Lite	Comfort
Displacement	1498ml/1.5L	1498ml/1.5L	1498ml/1.5L
Cylinder	4	4	4
Transmission	Automatic	Automatic	Automatic

Battery	Boost	Comfort Lite	Comfort
Battery type	BYD Blade Battery (LFP)		
Battery capacity (kWh)	10.08	19	19
Nominal voltage (V)	268.8	352.0	352.0

CO₂ Emissions	Boost	Comfort Lite	Comfort
CO ₂ Emissions-combined (g/km)	60	38	38
Emission standard	Euro 6e-bis	Euro 6e-bis	Euro 6e-bis
Tank volume (L)	65	65	65
Fuel type	Petrol	Petrol	Petrol
Fuel grade, minimum	95 E10	95 E10	95 E10

WLTP Range & Consumption^{3,4}	Boost	Comfort Lite	Comfort
Electric range - combined (km)	50	100	100
Electric range - city (km)	75	130	130
Range - combined (km)	1350	1350	1350
Electric consumption - combined (kWh/100km)	14.6	16.4	16.4
Electric consumption - city (kWh/100km)	12.7	13.0	13.0
Fuel Consumption - low (L/100km)	3.5	3.8	3.8
Fuel Consumption - medium (L/100km)	4.5	4.6	4.6
Fuel Consumption - high (L/100km)	4.4	4.5	4.5
Fuel Consumption - combined (L/100km)	4.8	5.0	5.0
Fuel Consumption - weighted combined (L/100km)	2.6	1.7	1.7

Charging Time^{5,6}	Boost	Comfort Lite	Comfort
Charging port	CCS2	CCS2	CCS2
Max AC charging power	3.3kW	6.6kW	6.6kW
AC charging time (3.3kW 1-phase) 15%-100%	3h	-	-
AC charging time (6.6kW 1-phase) 15%-100%	-	2.7h	2.7h
Max DC charging power	-	26	26
DC charging time SOC 30%-80%	-	23min	23min

3. Power consumption is calculated in accordance with Regulation (EU) 2017-1151.

4. The WLTP range and consumption values are obtained under standard EU test conditions, according to the uniform provisions concerning the approval of motor vehicles with regard to the emissions based on the new World Harmonized Light Vehicle Test Procedure (WLTP). The actual range and energy consumption figures may vary due to a number of factors such as weather conditions, traffic situation, vehicle load and driving behaviours.

5. Charging times and charging speed may vary due to different factors such as battery temperature, specs of charging infrastructure, state of charge. A CCS2 DC charger with the output higher than 100kW and the voltage higher than 500V, as well as the suitable ambient temperature (25°C) are required to achieve the maximum charging speed.

6. The AC charging power can up to 11kW while the actual charging power might be limited at low SOC.

Driving Performance	Boost	Comfort Lite	Comfort
Electric motor type	Permanent Magnet Synchronous Motor		
Drive mode	FWD	FWD	FWD
Acceleration 0-100km/h (s)	8.9	8.5	8.5
Top speed (km/h)	180	180	180
Drag coefficient (Cd)	0.28	0.284	0.284
Front suspension	MacPherson		
Rear suspension	Multi-Link		
Brakes	"Front Ventilated Disc Brakes Rear Disc Brakes"		

Vehicle Weight & Capacity	Boost	Comfort Lite	Comfort
Kerb weight (kg)	1710	1805	1805
Gross vehicle weight (kg)	2145	2240	2240
Max. front axle load (kg)	1090	1165	1165
Max. rear axle load (kg)	1055	1075	1075
Max. roof load (kg)	75	75	75
Min. turning circle (m)	5.5	5.5	5.5
Boot volume (Load height limited by headrest of rear seats) (L)	500	500	500
Boot volume (Load height limited by head lining) (L)	675	675	675
Boot volume - seats down (L)	1535	1535	1535

BYD SEAL 6 DM-i TOURING

BYD Europe B.V.

Scorpius 90-110, 2132 LR Hoofddorp, Netherlands
www.byd.com

0825-BPS-EN-V1