

BYD



BYD SEAL 6 DM-i

“OCEAN X” Design



Dual C-shaped taillight



Dynamic double waistlines



1505 km
WLTP Range Combined



1.5 L/100km
Fuel Consumption



491/1370 L
Boot volume

Super Hybrid with DM Technology

impressive performance

Blade Battery

Passed the nail penetration test

Fast Charging

Fast DC charging



ADAS Safety



NFC Access



Spacious, comfortable cabin



BYD SEAL 6 DM-i Specification

● Standard ○ Optional — Not Available

| Exterior | Boost | Comfort Lite | Comfort |
|---|-------|--------------|---------|
| Metallic paint | ● | ● | ● |
| LED headlights, automatic on/off | ● | ● | ● |
| LED daytime running lights | ● | ● | ● |
| Follow me home (The headlights turned on in advance/delayed off function) | ● | ● | ● |
| Intelligent High-Beam Control (IHBC) | ● | ● | ● |
| Automatic headlights | ● | ● | ● |
| Exterior mirror footlights | — | ● | ● |
| Rear fog light | ● | ● | ● |
| LED taillights | ● | ● | ● |
| Panoramic sunroof, anti-pinch, electrically adjustable sunshade | — | ● | ● |
| 17" monochrome alloy wheels | ● | — | — |
| 18" monochrome alloy wheels | — | ● | ● |
| Exterior mirrors, electrically adjustable, electrically folding, heated | ● | ● | ● |
| Front windscreen, rain-sensing wipers | ● | ● | ● |
| Rear windscreen, electric heating for defogging and defrosting | ● | ● | ● |
| Rear windows and rear windscreen, privacy glass | — | ● | ● |

| Interior | Boost | Comfort Lite | Comfort |
|---|-------|--------------|---------|
| Vegan leather, multi-function steering wheel | ● | ● | ● |
| Steering wheel, heated | — | ● | ● |
| Roof liner, fabric | ● | ● | ● |
| Vegan leather seats | ● | ● | ● |
| Driver seat, electrically adjustable, 6 ways | ● | ● | ● |
| Driver seat, ventilated, heated, memorized adjustment | — | ● | ● |
| Front passenger seat, electrically adjustable, 4 ways | ● | ● | ● |
| Front passenger seat, ventilated, heated | — | ● | ● |
| Front seats, manually adjustable headrest | ● | ● | ● |
| Rear seats, manually adjustable headrest | ● | ● | ● |
| Split folding rear seats, 40:60 | ● | ● | ● |
| Ambient lighting, multi-colour, rhythm-reactive | — | ● | ● |
| Front seat footlights | ● | — | — |
| LED front door lights | ● | ● | ● |
| Boot light | ● | ● | ● |
| Glove compartment light | ● | ● | ● |
| Console light | ● | ● | ● |
| LED front reading lights | ● | ● | ● |
| LED rear reading lights | ● | ● | ● |
| 4 x One-click lift window, anti-pinch | ● | ● | ● |
| Front seat sun visors with illuminated mirror | ● | ● | ● |
| Manual-dimming rear view mirror | ● | — | — |
| Auto-dimming rear view mirror | — | ● | ● |
| Rear air vents | ● | ● | ● |
| 12V power output | ● | ● | ● |
| Front centre armrest, 2 cupholders | ● | ● | ● |
| Rear armrest, 2 cupholders | ● | ● | ● |
| PM2.5 filter | ● | ● | ● |

| Communications and In-Car Entertainment | Boost | Comfort Lite | Comfort |
|---|-------|--------------|---------|
| 8.8" full LCD instrument panel | ● | ● | ● |
| 12.8" touchscreen | ● | ● | — |
| 15.6" touchscreen | — | — | ● |
| DAB+ & FM | ● | ● | ● |
| 6 speakers | ● | — | — |
| HiFi sound effect, 8 speakers | — | ● | ● |
| Intelligent voice control - "Hi, BYD" | ● | ● | ● |
| Onboard 4G connectivity ¹ | ● | ● | ● |
| Cloud service - BYD APP ¹ | ● | ● | ● |
| Front USB ports, 1 x 18W Type C, 1 x 60W Type C | ● | ● | ● |
| Rear USB ports, 2 x 18W Type C | ● | ● | ● |

Communications and In-Car Entertainment

Boost

Comfort Lite

Comfort

Smartphone wireless charging, 50W single charge

—

●

●

Android Auto™ & Apple CarPlay¹

●

●

●

1. 10 years free cloud service from first activation, 1.0 GB entertainment data per month for free in first 2 years from first activation.

* Apple CarPlay is a trademark of Apple Inc., registered in the U.S. and other countries. Please check Apple CarPlay's available regions at www.apple.com/ios/feature-availability/#apple-carplay

* Android and Android Auto are trademarks of Google LLC. Please check Android Auto's available regions at g.co/androidauto/requirements.

* To wirelessly use Android Auto on your car display, you need a compatible Android smartphone with an active data plan. You can check which smartphones are compatible at g.co/androidauto/requirements.

* To use Android Auto on your car display, you'll need an Android phone running Android 8 or higher, an active data plan, and the Android Auto app compatible at g.co/androidauto/requirements.

Safety

Boost

Comfort Lite

Comfort

Driver's airbag

●

●

●

Front passenger's airbag, deactivation switch

●

●

●

Front centre airbag

●

●

●

Front side airbags

●

●

●

Side curtain airbags

●

●

●

Double pre-tensioned front seat belts, height adjustable

●

●

●

Pre-tensioned outer rear seats belts

●

●

●

Rear middle seat emergency locking seat belt

●

●

●

Seat belt reminder

●

●

●

ISOFIX and i-Size, front passenger and outer rear seats

●

●

●

Tyre Pressure Monitoring System (TPMS)

●

●

●

Child Presence Detection (CPD)

●

●

●

Speed sensing auto-lock system

●

●

●

Mechanical child safety lock

●

●

●

Emergency call

●

●

●

Driving Assistance

Boost

Comfort Lite

Comfort

Rear parking radars

●

●

●

Front parking radars

—

●

●

Vehicle backup camera

●

—

—

360° view camera

—

●

●

Adaptive Cruise Control (ACC) & Intelligent Cruise Control (ICC)

●

●

●

Intelligent Speed Limit Information (ISLI)

●

●

●

Blind Spot Detection (BSD)

●

●

●

Direct Driver Fatigue Management (DFM)

●

●

●

Trailer Stability Management System (TSM)

●

●

●

Traction Control System (TCS)

●

●

●

Electronic Brake Distribution (EBD)

●

●

●

Intelligent Speed Limit Control (ISLC)

●

●

●

Rear Cross Traffic Alert (RCTA) & Rear Cross Traffic Brake (RCTB)

●

●

●

Emergency Lane Keeping Assist (ELKA)

●

●

●

Forward Collision Warning (FCW)

●

●

●

Rear Collision Warning (RCW)

●

●

●

Door Opening Warning (DOW)

●

●

●

Lane Departure Assistant (LDA)

●

●

●

Electric Parking Brake (EPB)

●

●

●

Comfort Stop (CST)

●

●

●

Auto Hold

●

●

●

Automatic Emergency Braking (AEB)

●

●

●

Anti-lock Brake System (ABS)

●

●

●

Intelligent Power Braking System (IPB)

●

●

●

Traffic Sign Recognition (TSR)

●

●

●

Hydraulic Brake Assistant (HBA)

●

●

●

Controller Deceleration Parking (CDP)

●

●

●

Vehicle Dynamics Control (VDC)

●

●

●

Hill Hold Control (HHC)

●

●

●

Brake Override System (BOS)

●

●

●

Convenience & Efficiency

Boost

Comfort Lite

Comfort

Vehicle-to-Load (V2L) function²

●

●

●

Driving modes: Eco, Normal, Sport, Snow

●

●

●

2 x Smart key

●

●

●

Smartphone Bluetooth key & Smartphone NFC key

●

●

●

Keyless entry & Keyless start

●

●

●

3.3kW On-Board Charger (OBC)

●

—

—

6.6kW On-Board Charger (OBC)

—

●

●

2. The V2L function requires a dedicated cable. The complimentary policies for this cable vary based on vehicle configurations. Please contact your dealer for detailed information. The cable is also available for separate purchase as an accessory.

Paint Colour Options

Boost

Comfort Lite


Comfort

Obsidian Black


Atlantis Blue

Polar White


Sandstone



Obsidian Black



Atlantis Blue



Polar White



Sandstone

Interior Colour Options

Boost

Comfort Lite

Comfort

Blue&Black

Black&Grey



Blue&Black



Black&Grey

Technical Data

Dimensions (mm)



Dimensions (mm)

Boost

Comfort Lite

Comfort

Length

4840

Width

1875

Width with extended exterior mirror

2102

Height

1495

Wheelbase

2790

Front track

1620

Rear track

1620

Power performance

Boost

Comfort Lite

Comfort

System total max power (kW)

135

156

156

Engine max net power (kW)

72

Rev. at max power (rpm)

6000

Engine max torque (N·m)

122

Rev. at max torque (rpm)

4000~4500

Electrical motor max power (kW)

145

Electrical motor max torque (N·m)

300

| Engine & Transmission | Boost | Comfort Lite | Comfort |
|----------------------------------|--------------|---------------------|----------------|
| Displacement | 1498ml/1.5L | 1498ml/1.5L | 1498ml/1.5L |
| Cylinder | 4 | 4 | 4 |
| Transmission | Automatic | Automatic | Automatic |

| Battery | Boost | Comfort Lite | Comfort |
|------------------------|-------------------------|---------------------|----------------|
| Battery type | BYD Blade Battery (LFP) | | |
| Battery capacity (kWh) | 10.08 | 19 | 19 |
| Nominal voltage (V) | 268.8 | 352.0 | 352.0 |

| CO₂ Emissions | Boost | Comfort Lite | Comfort |
|---|--------------|---------------------|----------------|
| CO ₂ Emissions-combined (g/km) | 52 | 34 | 34 |
| Emission standard | Euro 6e-bis | Euro 6e-bis | Euro 6e-bis |
| Tank volume (L) | 65 | 65 | 65 |
| Fuel type | Petrol | Petrol | Petrol |
| Fuel grade, minimum | 95 E10 | 95 E10 | 95 E10 |

| WLTP Range & Consumption^{3,4} | Boost | Comfort Lite | Comfort |
|---|--------------|---------------------|----------------|
| Electric range - combined (km) | 55 | 105 | 105 |
| Electric range - city (km) | 75 | 140 | 140 |
| Range - combined (km) | 1505 | 1455 | 1455 |
| Electric consumption - combined (kWh/100km) | 14.0 | 15.5 | 15.5 |
| Electric consumption - city (kWh/100km) | 12.0 | 12.2 | 12.2 |
| Fuel Consumption - low (L/100km) | 3.5 | 3.9 | 3.9 |
| Fuel Consumption - medium (L/100km) | 4.3 | 4.8 | 4.8 |
| Fuel Consumption - high (L/100km) | 4.0 | 4.1 | 4.1 |
| Fuel Consumption - combined (L/100km) | 4.4 | 4.8 | 4.8 |
| Fuel Consumption - weighted combined (L/100km) | 2.3 | 1.5 | 1.5 |

| Charging Time^{5,6} | Boost | Comfort Lite | Comfort |
|---|--------------|---------------------|----------------|
| Charging port | CCS2 | CCS2 | CCS2 |
| Max AC charging power | 3.3kW | 6.6kW | 6.6kW |
| AC charging time (3.3kW 1-phase) 15%-100% | 3h | - | - |
| AC charging time (6.6kW 1-phase) 15%-100% | - | 2.7h | 2.7h |
| Max DC charging power | - | 26 | 26 |
| DC charging time SOC 30%-80% | - | 23min | 23min |

3. Power consumption is calculated in accordance with Regulation (EU) 2017-1151.

4. The WLTP range and consumption values are obtained under standard EU test conditions, according to the uniform provisions concerning the approval of motor vehicles with regard to the emissions based on the new World Harmonized Light Vehicle Test Procedure (WLTP). The actual range and energy consumption figures may vary due to a number of factors such as weather conditions, traffic situation, vehicle load and driving behaviours.

5. Charging times and charging speed may vary due to different factors such as battery temperature, specs of charging infrastructure, state of charge. A CCS2 DC charger with the output higher than 100kW and the voltage higher than 500V, as well as the suitable ambient temperature (25°C) are required to achieve the maximum charging speed.

6. The AC charging power can up to 11kW while the actual charging power might be limited at low SOC.

| Driving Performance | Boost | Comfort Lite | Comfort |
|----------------------------|--|---------------------|----------------|
| Electric motor type | Permanent Magnet Synchronous Motor | | |
| Drive mode | FWD | FWD | FWD |
| Acceleration 0-100km/h (s) | 8.9 | 8.5 | 8.5 |
| Top speed (km/h) | 180 | 180 | 180 |
| Drag coefficient (Cd) | 0.248 | 0.260 | 0.260 |
| Front suspension | MacPherson | | |
| Rear suspension | Multi-Link | | |
| Brakes | "Front Ventilated Disc Brakes Rear Disc Brakes" | | |

| Vehicle Weight & Capacity | Boost | Comfort Lite | Comfort |
|--------------------------------------|--------------|---------------------|----------------|
| Kerb weight (kg) | 1665 | 1765 | 1765 |
| Gross vehicle weight (kg) | 2100 | 2200 | 2200 |
| Max. front axle load (kg) | 1100 | 1145 | 1145 |
| Max. rear axle load (kg) | 1000 | 1055 | 1055 |
| Min. turning circle (m) | 5.5 | 5.5 | 5.5 |
| Boot volume (L) | 491 | 491 | 491 |
| Boot volume - seats down (L) | 1370 | 1370 | 1370 |

BYD SEAL 6 DM-i

BYD Europe B.V.

Scorpius 90-110, 2132 LR Hoofddorp, Netherlands
www.byd.com

0825-BPS-EN-V1